

Suburb Performance Reports



Invest Better with Unique Suburb Data

... brings you powerful, easy-to-use software to help you find, analyse, research and track investment property more successfully.

REAL ESTATE INVESTAR'S ALL-IN-ONE PROPERTY INVESTMENT SOLUTION

Pro Membership



Investar Search

Instantly find investment property that matches your strategy and buying rules.



My Valuer

Accurately estimate the value of any residential property and view on the market and sales history for better negotiation.



Property Analyser

Analyse your property investments; create 10-year cash flow and capital growth forecasts to be 100% confident in each decision you make.



Xero

Integrate your property portfolio with Xero and get real-time pulse on your cash flow and investments.



Development Search

Access exclusive, off-the-plan opportunities ahead of the rest of the market.



My Research

Research the investment performance trends of every suburb with the latest data at your fingertips.



Property Analyser

Track your property portfolio data and get access market values, capital growth, income, expenses and cash flow in real time.




Biggest Stock Decrease Suburbs

ABOUT THIS REPORT

This report was produced using historical on the market rental and sales listing data at a suburb level for houses or units.

This report is designed to identify the suburbs with the biggest decrease in stock on market for the current month when compared to the stock on market for the same period 12 months ago. A large decrease in stock on market could indicate tightening supply conditions or a general lack of activity in the market.

You should always conduct additional due diligence on any property and the suburb it is located in to ensure it meets your investment criteria.

Indicator	Legend
	No Change in Rank from previous month
	Rank has moved up in list from previous month
	Rank has moved down in list from previous month
	Rank has moved up sufficiently to be included in this top x list from previous month
	This item had no rank last month: e.g. - there were insufficient listings last month to record a valid statistic - the list item is new

Invalid Paramter Combination: Price; kStockGrowth; 0



FIND INVESTMENTS IN THESE SUBURBS NOW
 Save time, minimise risk & maximise profits

JOIN PRO PLUS
 from \$149/m

Biggest Stock Decrease Suburbs



FIND INVESTMENTS IN THESE SUBURBS NOW
Save time, minimise risk & maximise profits

JOIN PRO PLUS
from \$149/m

Additional Resources

- [Invest better with a Real Estate
Investar Pro Membership](#)
- [Get a Free 30-Minute Personalised Demo with Your
Chosen Suburbs and Investment Strategy](#)
- [Improve Your Investing Knowledge with Our Blog Articles](#)

We hope you find this information helpful!