



Suburb Performance Reports



Benefit From Unique Property
And Suburb Data Trends

... brings you powerful, easy-to-use software to help you find, analyse, research and track investment property more successfully.

REAL ESTATE INVESTAR'S ALL-IN-ONE PROPERTY INVESTMENT SOLUTION

Pro Membership



Investar Search

Instantly find investment property that matches your strategy and buying rules.



My Valuer

Accurately estimate the value of any residential property and view on the market and sales history for better negotiation.



My Research

Research the investment performance trends of every suburb with the latest data at your fingertips.



Property Analyser

Analyse your property investments; create 10-year cash flow and capital growth forecasts to be 100% confident in each decision you make.



Property Analyser

Track your property portfolio data and get access to market values, capital growth, income, expenses and cash flow in real time.



Xero

Integrate your property portfolio with Xero and get real-time pulse on your cash flow and investments.

ABOUT THIS REPORT

This report was produced using live on the market sales listing data.





We have maximised accuracy by only publishing those results with high enough data sample sizes.

This data is calculated at a dwelling type and bedroom level, which means it will vary from commonly published house and unit median sale prices that include all bedrooms as consolidated median results.

This increases its relevance for investors, but it also means it will vary from commonly published house and unit median sale prices that include all bedrooms as consolidated median results.

Any median change should not be construed to mean that each house or unit in the suburb has increased or decreased in value by this %. For example; a developer releasing a large development of new stock well above or well below the median listing price in a suburb, can shift the median price up or down, but that does not mean the values of all other properties have changed accordingly.

You should always conduct additional due diligence on any property and the suburb it is located in to ensure it meets your investment criteria.

Indicator	Legend
	No Change in Rank from previous month
	Rank has moved up in list from previous month
	Rank has moved down in list from previous month
	Rank has moved up sufficiently to be included in this top x list from previous month
	This item had no rank last month: e.g. - there were insufficient listings last month to record a valid statistic - the list item is new




























FIND INVESTMENTS IN THESE SUBURBS NOW
 Save time, minimise risk & maximise profits

JOIN PRO PLUS
 from \$149/m

Top 50 Fastest Growth Suburbs

New Zealand

National Report						
Rank	Suburb	State	Dwelling Type	Bed-rooms	Median	
					Price	Growth
	1 PAPAMOA BEACH	BAY OF PLENTY	House	2	\$737,500	62.08%
	2 TAINUI	OTAGO	House	3	\$679,000	28.35%
	3 MOTUROA	TARANAKI	House	3	\$769,000	23.04%
	4 MANGERE BRIDGE	AUCKLAND	Townhouse	3	\$799,000	22.92%
	5 OTUMOETAI	BAY OF PLENTY	House	4	\$1,249,500	22.50%
	6 PARNELL	AUCKLAND	Unit	2	\$1,180,000	18.00%
	7 REMUERA	AUCKLAND	Unit	3	\$2,712,500	15.42%
	8 GONVILLE	MANAWATU-WANGANUI	House	3	\$457,000	14.53%
	9 CASHMERE	CANTERBURY	House	4	\$1,580,000	14.28%
	10 WEST END	MANAWATU-WANGANUI	House	3	\$650,000	14.23%
	11 WELLINGTON CENTRAL	WELLINGTON	Unit	2	\$530,000	13.97%
	12 ST ALBANS	CANTERBURY	House	4	\$1,075,000	12.62%
	13 CASEBROOK	CANTERBURY	House	3	\$899,000	12.51%
	14 GLADSTONE	SOUTHLAND	House	3	\$649,000	12.08%
	15 CHRISTCHURCH CENTRAL	CANTERBURY	Townhouse	3	\$939,000	11.91%
	16 PAKURANGA	AUCKLAND	House	4	\$1,172,500	11.77%
	17 SOMERFIELD	CANTERBURY	House	3	\$749,000	11.37%
	18 HIGHFIELD	CANTERBURY	House	3	\$629,000	11.32%
	19 SPRINGLANDS	MARLBOROUGH	House	3	\$849,500	10.46%
	20 PARKVALE	HAWKES BAY	House	3	\$739,000	10.46%
	21 BIRKENHEAD	AUCKLAND	Unit	2	\$765,000	10.07%
	22 BURWOOD	CANTERBURY	House	4	\$859,000	9.84%
	23 SOUTH DUNEDIN	OTAGO	House	3	\$469,000	9.83%
	24 ALBANY	AUCKLAND	House	4	\$1,448,000	9.69%
	25 MANLY	AUCKLAND	House	4	\$1,527,000	9.46%























FIND INVESTMENTS IN THESE SUBURBS NOW
 Save time, minimise risk & maximise profits

JOIN PRO PLUS
 from \$149/m

Top 50 Fastest Growth Suburbs

New Zealand

National Report							
Rank		Suburb	State	Dwelling Type	Bed-rooms	Median	
						Price	Growth
	26	ONERAHI	NORTHLAND	House	4	\$710,000	9.23%
	27	ST HELIERS	AUCKLAND	House	4	\$2,822,500	9.18%
	28	DEVONPORT	AUCKLAND	House	3	\$1,850,000	9.14%
	29	JUDEA	BAY OF PLENTY	house	3	\$750,000	8.85%
	30	HORNBY	CANTERBURY	House	3	\$647,000	8.73%
	31	HIGHBURY	MANAWATU-WANGANUI	House	3	\$542,000	8.61%
	32	PARKVALE	BAY OF PLENTY	House	3	\$684,000	8.57%
	33	PYES PA	BAY OF PLENTY	House	2	\$735,000	8.24%
	34	HEIDELBERG	SOUTHLAND	House	3	\$399,000	8.13%
	35	BLOCKHOUSE BAY	AUCKLAND	house	3	\$1,079,500	8.05%
	36	SAINT KILDA	OTAGO	House	3	\$539,000	8.01%
	37	RICHMOND	SOUTHLAND	House	3	\$498,500	7.90%
	38	REMUERA	AUCKLAND	Unit	2	\$1,395,000	7.59%
	39	BIRKENHEAD	AUCKLAND	House	3	\$1,169,000	7.54%
	40	MAORI HILL	OTAGO	House	3	\$849,000	7.46%
	41	OTAHUHU	AUCKLAND	House	3	\$859,500	7.43%
	42	KENMURE	OTAGO	House	3	\$589,500	7.37%
	43	GLENHOLME	BAY OF PLENTY	House	3	\$729,000	7.36%
	44	PARNELL	AUCKLAND	Unit	3	\$4,410,000	7.03%
	45	REMUERA	AUCKLAND	House	3	\$1,615,000	6.95%
	46	HOON HAY	CANTERBURY	House	3	\$650,000	6.73%
	47	ALBANY	AUCKLAND	Unit	Studio & 1	\$538,500	6.63%
	48	TAKAPUNA	AUCKLAND	Townhouse	3	\$1,480,000	6.62%
	49	WESTOWN	TARANAKI	House	3	\$649,000	6.56%
	50	HOBSONVILLE	AUCKLAND	House	5	\$1,499,000	6.38%



FIND INVESTMENTS IN THESE SUBURBS NOW
 Save time, minimise risk & maximise profits

JOIN PRO PLUS
 from \$149/m

Additional Resources



- [Invest better with a Real Estate Investar Pro Membership](#)
- [Get a Free 30-Minute Personalised Demo with Your Chosen Suburbs and Investment Strategy](#)
- [Improve Your Investing Knowledge with Our Blog Articles](#)

We hope you find this information helpful!