



# Suburb Performance Reports



Benefit From Unique Property  
And Suburb Data Trends

... brings you powerful, easy-to-use software to help you find, analyse, research and track investment property more successfully.

#### REAL ESTATE INVESTAR'S ALL-IN-ONE PROPERTY INVESTMENT SOLUTION

[Pro Membership](#)

#### Investar Search

Instantly find investment property that matches your strategy and buying rules.



#### My Valuer

Accurately estimate the value of any residential property and view on the market and sales history for better negotiation.



#### My Research

Research the investment performance trends of every suburb with the latest data at your fingertips.



#### Property Analyser

Analyse your property investments; create 10-year cash flow and capital growth forecasts to be 100% confident in each decision you make.



#### Property Analyser

Track your property portfolio data and get access to market values, capital growth, income, expenses and cash flow in real time.



#### Xero

Integrate your property portfolio with Xero and get real-time pulse on your cash flow and investments.

## ABOUT THIS REPORT

This report was produced using live on the market sales listing data.





We have maximised accuracy by only publishing those results with high enough data sample sizes.

This data is calculated at a dwelling type and bedroom level, which means it will vary from commonly published house and unit median sale prices that include all bedrooms as consolidated median results.

This increases its relevance for investors, but it also means it will vary from commonly published house and unit median sale prices that include all bedrooms as consolidated median results.

For entry-level homebuyers and investors, this illustrates low price point suburbs.

You should always conduct additional due diligence on any property and the suburb it is located in to ensure it meets your investment criteria.

























Indicator	Legend
	No Change in Rank from previous month
	Rank has moved up in list from previous month
	Rank has moved down in list from previous month
	Rank has moved up sufficiently to be included in this top x list from previous month
	This item had no rank last month: e.g. - there were insufficient listings last month to record a valid statistic - the list item is new



**FIND INVESTMENTS IN THESE SUBURBS NOW**  
 Save time, minimise risk & maximise profits

**JOIN PRO PLUS**  
 from \$149/m

# Top 50 Cheapest Suburbs New Zealand

National Report					
Rank	Suburb	State	Dwelling Type	Bed-rooms	Median Price
	1 WELLINGTON CENTRAL	WELLINGTON	Unit	Studio & 1	\$329,500
	2 AUCKLAND CENTRAL	AUCKLAND	Unit	Studio & 1	\$342,500
	3 APPLEBY	SOUTHLAND	House	3	\$367,000
	4 LINWOOD	CANTERBURY	Unit	2	\$387,000
	5 GEORGETOWN	SOUTHLAND	House	3	\$389,000
	6 TRENTHAM	WELLINGTON	Unit	2	\$395,000
	7 STRATHERN	SOUTHLAND	house	3	\$399,000
	8 EDGEWARE	CANTERBURY	Unit	2	\$399,000
	9 CASTLECLIFF	MANAWATU-WANGANUI	House	3	\$399,000
	10 HEIDELBERG	SOUTHLAND	House	3	\$399,000
	11 KINGSWELL	SOUTHLAND	House	3	\$419,000
	12 CHRISTCHURCH CENTRAL	CANTERBURY	Unit	Studio & 1	\$427,000
	13 NEW BRIGHTON	CANTERBURY	Unit	2	\$429,000
	14 FOXTON BEACH	MANAWATU-WANGANUI	House	2	\$434,500
	15 ST ALBANS	CANTERBURY	unit	2	\$440,000
	16 NEWMARKET	AUCKLAND	Unit	Studio & 1	\$449,000
	17 GLENGARRY	SOUTHLAND	House	3	\$449,000
	18 WHANGANUI EAST	MANAWATU-WANGANUI	House	3	\$449,500
	19 RAUMANGA	NORTHLAND	House	3	\$455,000
	20 GONVILLE	MANAWATU-WANGANUI	House	3	\$457,000
	21 LINWOOD	CANTERBURY	House	2	\$457,500
	22 PARNELL	AUCKLAND	Unit	Studio & 1	\$467,000
	23 NEWFIELD	SOUTHLAND	House	3	\$469,000
	24 SOUTH DUNEDIN	OTAGO	House	3	\$469,000
	25 GRASMERE	SOUTHLAND	House	3	\$469,000



**FIND INVESTMENTS IN THESE SUBURBS NOW**  
 Save time, minimise risk & maximise profits

**JOIN PRO PLUS**  
 from \$149/m

# Top 50 Cheapest Suburbs New Zealand

National Report					
Rank	Suburb	State	Dwelling Type	Bed-rooms	Median Price
▼	26 ARAMOHO	MANAWATU-WANGANUI	House	3	\$469,500
▼	27 WESTERN HEIGHTS	BAY OF PLENTY	house	3	\$479,000
▼	28 FLAXMERE	HAWKES BAY	House	3	\$480,000
▼	29 RICCARTON	CANTERBURY	Unit	2	\$482,500
▼	30 GRAFTON	AUCKLAND	Unit	Studio & 1	\$489,000
▲	31 HAMILTON EAST	WAIKATO	Unit	2	\$495,000
▼	32 THORNDON	WELLINGTON	Unit	2	\$495,000
▬	33 RICHMOND	SOUTHLAND	House	3	\$498,500
▬	34 PHILLIPSTOWN	CANTERBURY	Townhouse	2	\$499,000
▲	35 TE ARO	WELLINGTON	Unit	Studio & 1	\$499,000
▼	36 FRANKTON	WAIKATO	Unit	2	\$499,000
▲	37 WESTOWN	TARANAKI	House	2	\$515,000
▲	38 STOKE	NELSON	Unit	2	\$515,000
▲	39 NEW BRIGHTON	CANTERBURY	House	2	\$517,000
▲	40 MORNINGTON	OTAGO	house	3	\$519,000
▬	41 FRANKTON	WAIKATO	House	2	\$520,000
▼	42 TAWHERO	MANAWATU-WANGANUI	House	3	\$524,500
🚩	43 AUCKLAND CENTRAL	AUCKLAND	Unit	2	\$529,000
▬	44 WOOLSTON	CANTERBURY	Townhouse	2	\$529,000
▲	45 RICHMOND	CANTERBURY	Townhouse	2	\$529,000
▼	46 WELLINGTON CENTRAL	WELLINGTON	Unit	2	\$530,000
🚩	47 SPOTSWOOD	TARANAKI	house	3	\$537,000
🚩	48 ALBANY	AUCKLAND	Unit	Studio & 1	\$538,500
🚩	49 LINWOOD	CANTERBURY	Townhouse	2	\$539,000
▼	50 TAHUNANUI	NELSON	House	2	\$539,000



**FIND INVESTMENTS IN THESE SUBURBS NOW**  
 Save time, minimise risk & maximise profits

**JOIN PRO PLUS**  
 from \$149/m

# Additional Resources



- [Invest better with a Real Estate Investar Pro Membership](#)
- [Get a Free 30-Minute Personalised Demo with Your Chosen Suburbs and Investment Strategy](#)
- [Improve Your Investing Knowledge with Our Blog Articles](#)

We hope you find this information helpful!