



Suburb Performance Reports



Benefit From Unique Property
And Suburb Data Trends

... brings you powerful, easy-to-use software to help you find, analyse, research and track investment property more successfully.

REAL ESTATE INVESTAR'S ALL-IN-ONE PROPERTY INVESTMENT SOLUTION

[Pro Membership](#)

Investar Search

Instantly find investment property that matches your strategy and buying rules.



My Valuer

Accurately estimate the value of any residential property and view on the market and sales history for better negotiation.



My Research

Research the investment performance trends of every suburb with the latest data at your fingertips.



Property Analyser

Analyse your property investments; create 10-year cash flow and capital growth forecasts to be 100% confident in each decision you make.



Property Analyser

Track your property portfolio data and get access to market values, capital growth, income, expenses and cash flow in real time.



Xero

Integrate your property portfolio with Xero and get real-time pulse on your cash flow and investments.

ABOUT THIS REPORT

This report was produced using live on the market sales and rental listing data.





We have maximised accuracy by only publishing those results with high enough data sample sizes.

This data is calculated at a dwelling type and bedroom level.

This increases its relevance for investors, but it also means it will vary from commonly published house and unit median sale prices that include all bedrooms as consolidated median results.

Cheapest rents illustrate entry-level suburbs for tenants and areas that may rise faster in future if increased demand occurs.

You should always conduct additional due diligence on any property and the suburb it is located in to ensure it meets your investment criteria.














Indicator	Legend
	No Change in Rank from previous month
	Rank has moved up in list from previous month
	Rank has moved down in list from previous month
	Rank has moved up sufficiently to be included in this top x list from previous month
	This item had no rank last month: e.g. - there were insufficient listings last month to record a valid statistic - the list item is new



FIND INVESTMENTS IN THESE SUBURBS NOW
 Save time, minimise risk & maximise profits

JOIN PRO PLUS
 from \$149/m

Top 50 Cheapest Rents New Zealand

National Report					
Rank	Suburb	State	Dwelling Type	Bed-rooms	Median Rent
	1 AUCKLAND CENTRAL	AUCKLAND	Unit	Studio & 1	\$450
	2 CHRISTCHURCH CENTRAL	CANTERBURY	Unit	Studio & 1	\$450
	3 HAMILTON EAST	WAIKATO	Unit	2	\$450
	4 LINWOOD	CANTERBURY	Unit	2	\$450
	5 NEW BRIGHTON	CANTERBURY	Unit	2	\$465
	6 ST ALBANS	CANTERBURY	unit	2	\$465
	7 EDGEWARE	CANTERBURY	Unit	2	\$465
	8 FOXTON BEACH	MANAWATU-WANGANUI	House	2	\$470
	9 GLENGARRY	SOUTHLAND	House	3	\$480
	10 APPLEBY	SOUTHLAND	House	3	\$480
	11 LINWOOD	CANTERBURY	House	2	\$480
	12 GRAFTON	AUCKLAND	Unit	Studio & 1	\$485
	13 HEIDELBERG	SOUTHLAND	House	3	\$490
	14 ALLENTON	CANTERBURY	House	3	\$490
	15 GEORGETOWN	SOUTHLAND	House	3	\$490
	16 RICcarton	CANTERBURY	Unit	2	\$490
	17 STOKE	NELSON	Unit	2	\$495
	18 NEWMARKET	AUCKLAND	Unit	Studio & 1	\$495
	19 TE ARO	WELLINGTON	Unit	Studio & 1	\$495
	20 WELLINGTON CENTRAL	WELLINGTON	Unit	Studio & 1	\$495
	21 TRENTHAM	WELLINGTON	Unit	2	\$500
	22 TINWALD	CANTERBURY	House	3	\$500
	23 WOOLSTON	CANTERBURY	Townhouse	2	\$500
	24 NEWFIELD	SOUTHLAND	House	3	\$500
	25 NELSON SOUTH	NELSON	House	2	\$500



FIND INVESTMENTS IN THESE SUBURBS NOW
 Save time, minimise risk & maximise profits

JOIN PRO PLUS
 from \$149/m

Top 50 Cheapest Rents New Zealand

National Report					
Rank	Suburb	State	Dwelling Type	Bed-rooms	Median Rent
▼	26 PHILLIPSTOWN	CANTERBURY	Townhouse	2	\$500
▲	27 OTAHUHU	AUCKLAND	Unit	2	\$500
▲	28 TAHUNANUI	NELSON	House	2	\$500
▼	29 STRATHERN	SOUTHLAND	house	3	\$500
▼	30 FRANKTON	WAIKATO	Unit	2	\$500
▼	31 FOXTON BEACH	MANAWATU-WANGANUI	House	3	\$500
▼	32 EDEN TERRACE	AUCKLAND	Unit	Studio & 1	\$500
▼	33 KINGSWELL	SOUTHLAND	House	3	\$500
▬	34 RICHMOND	SOUTHLAND	House	3	\$505
▬	35 RICHMOND	CANTERBURY	Townhouse	2	\$510
▬	36 SYDENHAM	CANTERBURY	Townhouse	2	\$510
▬	37 WALTHAM	CANTERBURY	Townhouse	2	\$510
▬	38 LINWOOD	CANTERBURY	Townhouse	2	\$510
▬	39 HAMILTON EAST	WAIKATO	house	2	\$510
▲	40 ARAMOHO	MANAWATU-WANGANUI	House	3	\$510
▲	41 ALBANY	AUCKLAND	Unit	Studio & 1	\$515
▲	42 NEW BRIGHTON	CANTERBURY	House	2	\$515
▲	43 WHANGANUI EAST	MANAWATU-WANGANUI	House	3	\$520
▲	44 CHRISTCHURCH CENTRAL	CANTERBURY	Unit	2	\$520
▲	45 CASTLECLIFF	MANAWATU-WANGANUI	House	3	\$520
▬	46 EDGEWARE	CANTERBURY	Townhouse	2	\$520
▬	47 DINSDALE	WAIKATO	House	2	\$520
▼	48 FRANKTON	WAIKATO	House	2	\$520
▲	49 GONVILLE	MANAWATU-WANGANUI	House	3	\$520
▼	50 GRASMERE	SOUTHLAND	House	3	\$520



FIND INVESTMENTS IN THESE SUBURBS NOW
 Save time, minimise risk & maximise profits

JOIN PRO PLUS
 from \$149/m

Additional Resources



- [Invest better with a Real Estate Investar Pro Membership](#)
- [Get a Free 30-Minute Personalised Demo with Your Chosen Suburbs and Investment Strategy](#)
- [Improve Your Investing Knowledge with Our Blog Articles](#)

We hope you find this information helpful!