

Suburb Performance Reports



Benefit From Unique Property
And Suburb Data Trends

... brings you powerful, easy-to-use software to help you find, analyse, research and track investment property more successfully.

REAL ESTATE INVESTAR'S ALL-IN-ONE PROPERTY INVESTMENT SOLUTION

Pro Membership



Investar Search

Instantly find investment property that matches your strategy and buying rules.



Development Search

Access exclusive, off-the-plan opportunities ahead of the rest of the market.



My Valuer

Accurately estimate the value of any residential property and view on the market and sales history for better negotiation.



My Research

Research the investment performance trends of every suburb with the latest data at your fingertips.



Property Analyser

Analyse your property investments; create 10-year cash flow and capital growth forecasts to be 100% confident in each decision you make.



Property Analyser

Track your property portfolio data and get access to market values, capital growth, income, expenses and cash flow in real time.



Xero

Integrate your property portfolio with Xero and get real-time pulse on your cash flow and investments.

Top 100 Fastest Growth Suburbs Australia





ABOUT THIS REPORT

This report was produced using live on the market sales listing data.

We have maximised accuracy by only publishing those results with high enough data sample sizes. This data is calculated at a dwelling type and bedroom level, which means it will vary from commonly published house and unit median sale prices that include all bedrooms as consolidated median results.

Any median change should not be construed to mean that each house or unit in the suburb has increased or decreased in value by this %. For example; a developer releasing a large development of new stock well above or well below the median listing price in a suburb, can shift the median price up or down, but that does not mean the values of all other properties have changed accordingly.

You should always conduct additional due diligence on any property and the suburb it is located in to ensure it meets your investment criteria.



















Indicator	Legend
	No Change in Rank from previous month
	Rank has moved up in list from previous month
	Rank has moved down in list from previous month
	Rank has moved up sufficiently to be included in this top x list from previous month
	This item had no rank last month: e.g. - there were insufficient listings last month to record a valid statistic - the list item is new



FIND INVESTMENTS IN THESE SUBURBS NOW
Save time, minimise risk & maximise profits

JOIN PRO PLUS
from \$149/m

Top 100 Fastest Growth Suburbs Australia
























National Report							
Rank	Suburb	State	Post Code	Dwelling Type	Bed-rooms	Median	
						Price	Growth
	1 ULTIMO	NSW	2007	Unit	Studio & 1	\$650,000	91.17%
	2 PERTH	WA	6000	House	2	\$855,000	71.00%
	3 PORT NOARLUNGA SOUTH	SA	5167	House	4	\$1,145,000	69.62%
	4 APPLECROSS	WA	6153	Townhouse	3	\$1,225,000	57.05%
	5 MERMAID BEACH	QLD	4218	Unit	3	\$2,500,000	53.65%
	6 BURLEIGH HEADS	QLD	4220	House	4	\$1,900,000	52.00%
	7 SOUTHPORT	QLD	4215	House	5	\$1,899,000	51.92%
	8 ARMADALE	WA	6112	Unit	3	\$499,000	51.67%
	9 OSBORNE PARK	WA	6017	Unit	2	\$450,000	50.25%
	10 THURINGOWA CENTRAL	QLD	4817	House	3	\$522,000	49.57%
	11 APPLECROSS	WA	6153	House	4	\$2,990,000	49.50%
	12 KEW	VIC	3101	Unit	3	\$1,610,000	49.07%
	13 NEWPORT	NSW	2106	House	4	\$2,675,000	48.61%
	14 APPLECROSS	WA	6153	Unit	2	\$925,000	48.11%
	15 ORELIA	WA	6167	Unit	2	\$297,000	46.66%
	16 TUART HILL	WA	6060	Townhouse	2	\$535,000	46.57%
	17 SLADE POINT	QLD	4740	House	3	\$574,000	46.42%
	18 SOUTH PERTH	WA	6151	Unit	3	\$1,449,000	44.90%
	19 ARMADALE	WA	6112	Townhouse	3	\$492,500	44.85%
	20 ARDROSS	WA	6153	House	4	\$1,950,000	44.44%
	21 BELDON	WA	6027	House	3	\$772,500	44.39%
	22 JOONDANNA	WA	6060	Townhouse	2	\$575,000	44.11%
	23 USHER	WA	6230	House	4	\$575,000	44.11%
	24 MIDLAND	WA	6056	House	3	\$589,000	44.00%
	25 WEST PERTH	WA	6005	Unit	3	\$1,295,000	43.88%



FIND INVESTMENTS IN THESE SUBURBS NOW
Save time, minimise risk & maximise profits

JOIN PRO PLUS
from \$149/m

Top 100 Fastest Growth Suburbs Australia























National Report								
Rank	Suburb	State	Post Code	Dwelling Type	Bed-rooms	Median		
						Price	Growth	
	26 WOODRIDGE	QLD	4114	Townhouse	2	\$399,000	43.78%	
	27 SOUTH PERTH	WA	6151	House	3	\$1,650,000	43.47%	
	28 HAMILTON HILL	WA	6163	House	2	\$599,000	43.47%	
	29 ELIZABETH GROVE	SA	5112	House	3	\$502,000	43.42%	
	30 PIMLICO	QLD	4812	House	3	\$570,000	42.85%	
	31 CALISTA	WA	6167	House	3	\$570,000	42.50%	
	32 RANGEWAY	WA	6530	House	3	\$299,000	42.38%	
	33 BROWNS PLAINS	QLD	4118	Townhouse	3	\$567,000	42.10%	
	34 ELIZABETH VALE	SA	5112	House	3	\$579,500	41.34%	
	35 MANDURAH	WA	6210	House	2	\$449,000	41.19%	
	36 DUNSBOROUGH	WA	6281	House	4	\$1,235,000	40.74%	
	37 NORTH PERTH	WA	6006	House	4	\$1,679,000	40.50%	
	38 BLACKS BEACH	QLD	4740	House	4	\$624,000	40.22%	
	39 WOODRIDGE	QLD	4114	House	2	\$384,500	40.07%	
	40 BERTRAM	WA	6167	House	3	\$600,000	39.86%	
	41 LANDSDALE	WA	6065	House	3	\$769,000	39.81%	
	42 BETHANIA	QLD	4205	House	3	\$699,000	39.80%	
	43 WULGURU	QLD	4811	House	3	\$499,000	39.58%	
	44 KELMSCOTT	WA	6111	Townhouse	3	\$485,000	39.36%	
	45 MANDURAH	WA	6210	Unit	Studio & 1	\$327,000	39.14%	
	46 ELLENBROOK	WA	6069	Unit	2	\$429,000	38.83%	
	47 DEERAGUN	QLD	4818	House	3	\$485,000	38.57%	
	48 GULLIVER	QLD	4812	House	3	\$502,000	38.48%	
	49 HUNTINGDALE	WA	6110	House	3	\$649,000	38.37%	
	50 NORMAN PARK	QLD	4170	Unit	2	\$760,000	38.18%	



FIND INVESTMENTS IN THESE SUBURBS NOW
 Save time, minimise risk & maximise profits

JOIN PRO PLUS
 from \$149/m

Top 100 Fastest Growth Suburbs Australia

























National Report							
Rank	Suburb	State	Post Code	Dwelling Type	Bed-rooms	Median	
						Price	Growth
 51	MIDDLE SWAN	WA	6056	House	3	\$591,500	37.87%
 52	CURRAJONG	QLD	4812	House	3	\$499,000	37.84%
 53	BALGA	WA	6061	House	3	\$620,000	37.77%
 54	WITHERS	WA	6230	House	3	\$482,000	37.71%
 55	STRATTON	WA	6056	House	3	\$577,000	37.70%
 56	NORTH WARD	QLD	4810	Unit	3	\$750,000	37.61%
 57	BUTLER	WA	6036	House	3	\$619,000	37.55%
 58	HILLARYS	WA	6025	House	3	\$1,100,000	37.50%
59	SHAW	QLD	4818	House	4	\$649,500	37.46%
 60	MOUNT LAWLEY	WA	6050	House	3	\$1,372,500	37.38%
 61	CANNINGTON	WA	6107	Unit	3	\$549,500	37.37%
 62	CANNONVALE	QLD	4802	Unit	3	\$515,000	37.33%
 63	EAST VICTORIA PARK	WA	6101	Unit	2	\$479,000	37.24%
 64	WATERFORD	QLD	4133	House	3	\$699,000	37.19%
65	BALGA	WA	6061	House	4	\$699,500	37.15%
 66	MOUNT CLAREMONT	WA	6010	House	4	\$2,400,000	37.14%
 67	BROOKDALE	WA	6112	House	4	\$589,000	36.97%
 68	BURWOOD	VIC	3125	Unit	Studio & 1	\$315,000	36.95%
 69	MEDINA	WA	6167	House	3	\$545,000	36.93%
 70	KINGSWOOD	NSW	2747	Unit	2	\$499,000	36.89%
 71	NUNDAH	QLD	4012	Unit	2	\$650,000	36.84%
 72	WESTMINSTER	WA	6061	House	3	\$650,000	36.84%
 73	KWINANA TOWN CENTRE	WA	6167	House	3	\$589,000	36.81%
74	CHINCHILLA	QLD	4413	Unit	3	\$335,000	36.73%
 75	VINCENT	QLD	4814	House	3	\$449,000	36.47%



FIND INVESTMENTS IN THESE SUBURBS NOW
Save time, minimise risk & maximise profits

JOIN PRO PLUS
from \$149/m

Top 100 Fastest Growth Suburbs Australia

National Report								
Rank	Suburb	State	Post Code	Dwelling Type	Bed-rooms	Median		
						Price	Growth	
	76 GOODNA	QLD	4300	House	4	\$750,000	36.36%	
	77 CRANBROOK	QLD	4814	House	3	\$497,000	36.16%	
	78 HEATLEY	QLD	4814	House	3	\$475,000	36.10%	
	79 MARGATE	QLD	4019	Unit	3	\$935,000	36.09%	
	80 MIDLAND	WA	6056	Unit	3	\$499,000	35.96%	
	81 EDEN HILL	WA	6054	House	3	\$699,000	35.86%	
	82 HOCKING	WA	6065	House	3	\$679,000	35.80%	
	83 YANGEBUP	WA	6164	House	4	\$844,000	35.80%	
	84 ATTADALE	WA	6156	House	3	\$1,290,000	35.78%	
	85 CHAMPION LAKES	WA	6111	House	4	\$699,000	35.72%	
	86 APPLECROSS	WA	6153	House	3	\$1,425,000	35.71%	
	87 HIGHGATE HILL	QLD	4101	Unit	2	\$950,000	35.71%	
	88 WEST GLADSTONE	QLD	4680	Unit	2	\$270,000	35.67%	
	89 AITKENVALE	QLD	4814	House	3	\$495,000	35.61%	
	90 KELSO	QLD	4815	House	3	\$473,000	35.53%	
	91 NORTH BOOVAL	QLD	4304	House	3	\$575,000	35.29%	
	92 SECRET HARBOUR	WA	6173	House	3	\$693,000	35.21%	
	93 BROOKLYN PARK	SA	5032	Unit	2	\$412,000	35.08%	
	94 BUTLER	WA	6036	House	2	\$499,000	35.04%	
	95 BULL CREEK	WA	6149	House	4	\$1,350,000	35.00%	
	96 GEOGRAPHE	WA	6280	House	3	\$849,000	34.97%	
	97 PITT TOWN	NSW	2756	House	4	\$2,292,000	34.82%	
	98 ASHBY	WA	6065	House	3	\$639,000	34.81%	
	99 SHOALWATER	WA	6169	House	3	\$740,000	34.79%	
	100 DEERAGUN	QLD	4818	House	4	\$564,500	34.72%	



FIND INVESTMENTS IN THESE SUBURBS NOW
Save time, minimise risk & maximise profits

JOIN PRO PLUS
from \$149/m

Additional Resources



- [Invest better with a Real Estate Investar Pro Membership](#)
- [Get a Free 30-Minute Personalised Demo with Your Chosen Suburbs and Investment Strategy](#)
- [Improve Your Investing Knowledge with Our Blog Articles](#)

We hope you find this information helpful!