



Suburb Performance Reports



Benefit From Unique Property
And Suburb Data Trends

... brings you powerful, easy-to-use software to help you find, analyse, research and track investment property more successfully.

REAL ESTATE INVESTAR'S ALL-IN-ONE PROPERTY INVESTMENT SOLUTION

Pro Membership



Investar Search

Instantly find investment property that matches your strategy and buying rules.



Development Search

Access exclusive, off-the-plan opportunities ahead of the rest of the market.



My Valuer

Accurately estimate the value of any residential property and view on the market and sales history for better negotiation.



My Research

Research the investment performance trends of every suburb with the latest data at your fingertips.



Property Analyser

Analyse your property investments; create 10-year cash flow and capital growth forecasts to be 100% confident in each decision you make.



Property Analyser

Track your property portfolio data and get access to market values, capital growth, income, expenses and cash flow in real time.



Xero

Integrate your property portfolio with Xero and get real-time pulse on your cash flow and investments.

ABOUT THIS REPORT





This report was produced using live on the rental listing data. It compares median rental data for the last 12 month period with the same period 12 months prior.

We have maximised accuracy by only publishing those results with high enough data sample sizes.

This data is calculated at a dwelling type and bedroom level, which means it will vary from commonly published house and unit median rental prices that include all bedrooms as consolidated median results.

Any median change should not be construed to mean that the rental return for every house or unit in the suburb has increased or decreased in value by this %.




















You should always conduct additional due diligence on any property and the suburb it is located in to ensure it meets your investment criteria.

Indicator	Legend
	No Change in Rank from previous month
	Rank has moved up in list from previous month
	Rank has moved down in list from previous month
	Rank has moved up sufficiently to be included in this top x list from previous month
	This item had no rank last month: e.g. - there were insufficient listings last month to record a valid statistic - the list item is new



FIND INVESTMENTS IN THESE SUBURBS NOW
Save time, minimise risk & maximise profits

JOIN PRO PLUS
from \$149/m

National Report							
Rank	Suburb	State	Post Code	Dwelling Type	Bed-rooms	Median	
						Rent	Growth
	1 CANNINGTON	WA	6107	Unit	3	\$600	57.89%
	2 BUDDINA	QLD	4575	Unit	3	\$965	50.78%
	3 HAMPTON	VIC	3188	Unit	3	\$1,150	39.39%
	4 MAIN BEACH	QLD	4217	Unit	3	\$1,350	38.46%
	5 BENTLEY	WA	6102	Townhouse	3	\$645	34.37%
	6 CLAREMONT	WA	6010	Unit	3	\$1,375	34.14%
	7 JURIEN BAY	WA	6516	House	4	\$630	34.04%
	8 MADELEY	WA	6065	House	3	\$670	34.00%
	9 FAIRFIELD	NSW	2165	Unit	3	\$635	33.68%
	10 FERNDAL	WA	6148	House	3	\$640	33.33%
	11 MIDVALE	WA	6056	House	3	\$600	33.33%
	12 COORPAROO	QLD	4151	House	5	\$1,350	33.00%
	13 ATTADALE	WA	6156	House	4	\$1,125	32.35%
	14 PARADISE POINT	QLD	4216	townhouse	3	\$900	32.35%
	15 SOUTH BUNBURY	WA	6230	House	2	\$500	31.57%
	16 BONOGIN	QLD	4213	House	4	\$1,250	31.57%
	17 FERNDAL	WA	6148	House	4	\$710	31.48%
	18 SOUTH BUNBURY	WA	6230	Unit	3	\$565	31.39%
	19 SLADE POINT	QLD	4740	House	3	\$590	31.11%
	20 GOSNELLS	WA	6110	Townhouse	3	\$550	30.95%
	21 ELLENBROOK	WA	6069	House	2	\$550	30.95%
	22 WEST MACKAY	QLD	4740	House	4	\$720	30.90%
	23 KALAMUNDA	WA	6076	House	4	\$850	30.76%
	24 NORTH FREMANTLE	WA	6159	Unit	3	\$1,500	30.43%
	25 CROWS NEST	QLD	4355	House	3	\$450	30.43%



FIND INVESTMENTS IN THESE SUBURBS NOW
 Save time, minimise risk & maximise profits

JOIN PRO PLUS
 from \$149/m

National Report							
Rank	Suburb	State	Post Code	Dwelling Type	Bed-rooms	Median	
						Rent	Growth
▲	26 COLLIE	WA	6225	House	3	\$495	30.26%
	27 EAST CANNINGTON	WA	6107	townhouse	3	\$650	30.00%
▼	28 SPRINGVALE	VIC	3171	House	4	\$650	30.00%
▼	29 CANNINGTON	WA	6107	Unit	Studio & 1	\$545	29.76%
▼	30 NOOSA HEADS	QLD	4567	House	3	\$1,100	29.41%
▼	31 MIDDLE SWAN	WA	6056	House	3	\$580	28.88%
▬	32 MANJIMUP	WA	6258	House	3	\$450	28.57%
▲	33 SOUTH PERTH	WA	6151	Unit	3	\$900	28.57%
▼	34 EAST VICTORIA PARK	WA	6101	Unit	Studio & 1	\$450	28.57%
▼	35 MACLEOD	VIC	3085	House	4	\$750	28.20%
🚩	36 CLOVERDALE	WA	6105	House	3	\$615	28.12%
🚩	37 ORMEAU	QLD	4208	House	5	\$1,125	27.84%
🚩	38 APPLECROSS	WA	6153	Unit	2	\$600	27.65%
▼	39 RURAL VIEW	QLD	4740	House	3	\$625	27.55%
🚩	40 PLYMPTON	SA	5038	House	3	\$700	27.27%
▲	41 MOUNT MARTHA	VIC	3934	House	5	\$1,400	27.27%
🚩	42 VICTORIA PARK	WA	6100	Unit	Studio & 1	\$445	27.14%
▼	43 ELIZABETH EAST	SA	5112	House	3	\$470	27.02%
🚩	44 ASHBY	WA	6065	House	3	\$635	27.00%
▼	45 GOSNELLS	WA	6110	House	4	\$660	26.92%
🚩	46 BANKSTOWN	NSW	2200	Unit	Studio & 1	\$520	26.82%
▼	47 NOOSAVILLE	QLD	4566	Unit	3	\$950	26.66%
🚩	48 TURRAMURRA	NSW	2074	House	5	\$1,900	26.66%
▼	49 TARNEIT	VIC	3029	Townhouse	3	\$500	26.58%
▼	50 ASHMORE	QLD	4214	House	5	\$1,200	26.31%



FIND INVESTMENTS IN THESE SUBURBS NOW
 Save time, minimise risk & maximise profits

JOIN PRO PLUS
 from \$149/m

Additional Resources



- [Invest better with a Real Estate Investar Pro Membership](#)
- [Get a Free 30-Minute Personalised Demo with Your Chosen Suburbs and Investment Strategy](#)
- [Improve Your Investing Knowledge with Our Blog Articles](#)

We hope you find this information helpful!