

Suburb Performance Reports



Benefit From Unique Property
And Suburb Data Trends

... brings you powerful, easy-to-use software to help you find, analyse, research and track investment property more successfully.

REAL ESTATE INVESTAR'S ALL-IN-ONE PROPERTY INVESTMENT SOLUTION

Pro Membership



Investar Search

Instantly find investment property that matches your strategy and buying rules.



Development Search

Access exclusive, off-the-plan opportunities ahead of the rest of the market.



My Valuer

Accurately estimate the value of any residential property and view on the market and sales history for better negotiation.



My Research

Research the investment performance trends of every suburb with the latest data at your fingertips.



Property Analyser

Analyse your property investments; create 10-year cash flow and capital growth forecasts to be 100% confident in each decision you make.



Property Analyser

Track your property portfolio data and get access to market values, capital growth, income, expenses and cash flow in real time.



Xero

Integrate your property portfolio with Xero and get real-time pulse on your cash flow and investments.

ABOUT THIS REPORT


This report was produced using live on the market sales listing data.

We have maximised accuracy by only publishing those results with high enough data sample sizes.

This data is calculated at a dwelling type and bedroom level, which means it will vary from commonly published house and unit median sale prices that include all bedrooms as consolidated median results.

For entry-level homebuyers and investors, this illustrates low price point suburbs.

You should always conduct additional due diligence on any property and the suburb it is located in to ensure it meets your investment criteria.





















Indicator	Legend
	No Change in Rank from previous month
	Rank has moved up in list from previous month
	Rank has moved down in list from previous month
	Rank has moved up sufficiently to be included in this top x list from previous month
	This item had no rank last month: e.g. <ul style="list-style-type: none">- there were insufficient listings last month to record a valid statistic- the list item is new



FIND INVESTMENTS IN THESE SUBURBS NOW
Save time, minimise risk & maximise profits

JOIN PRO PLUS
from \$149/m

Top 50 Cheapest Suburbs Australia
























National Report							
Rank	Suburb	State	Post Code	Dwelling Type	Bed-rooms	Median Price	
	1 WHYALLA	SA	5600	Unit	2	\$179,000	
	2 WHYALLA STUART	SA	5608	Townhouse	3	\$189,000	
	3 MOUNT ISA	QLD	4825	House	2	\$197,000	
	4 MOUNT ISA	QLD	4825	Unit	2	\$197,000	
	5 NORTH WARD	QLD	4810	Unit	Studio & 1	\$197,000	
	6 MANUNDA	QLD	4870	Unit	Studio & 1	\$200,000	
	7 KAMBALDA WEST	WA	6442	House	3	\$200,000	
	8 ZEEHAN	TAS	7469	House	3	\$205,000	
	9 MOURA	QLD	4718	House	3	\$210,000	
	10 COLLINSVILLE	QLD	4804	House	3	\$219,000	
	11 WHYALLA NORRIE	SA	5608	Townhouse	3	\$219,000	
	12 ALBION	VIC	3020	Unit	Studio & 1	\$220,000	
	13 EMERALD	QLD	4720	Unit	2	\$224,000	
	14 SOUTH GLADSTONE	QLD	4680	Unit	2	\$227,500	
	15 WHYALLA STUART	SA	5608	House	3	\$227,500	
	16 DYSART	QLD	4745	House	3	\$229,000	
	17 PORT AUGUSTA	SA	5700	House	2	\$230,000	
	18 NOBLE PARK	VIC	3174	Unit	Studio & 1	\$235,000	
	19 CRANBROOK	QLD	4814	Unit	2	\$242,500	
	20 BLACKWATER	QLD	4717	House	3	\$242,500	
	21 CARLTON	VIC	3053	Unit	Studio & 1	\$245,000	
	22 QUEENSTOWN	TAS	7467	House	3	\$245,000	
	23 ROXBY DOWNS	SA	5725	House	3	\$250,000	
	24 BLACKALL	QLD	4472	House	3	\$250,000	
	25 MOE	VIC	3825	Unit	2	\$252,500	



FIND INVESTMENTS IN THESE SUBURBS NOW
 Save time, minimise risk & maximise profits

JOIN PRO PLUS
 from \$149/m

Top 50 Cheapest Suburbs Australia

National Report							
Rank		Suburb	State	Post Code	Dwelling Type	Bed-rooms	Median Price
	26	GERALDTON	WA	6530	Unit	2	\$259,000
	27	DERBY	WA	6728	House	3	\$260,000
	28	SOUTH HEDLAND	WA	6722	Unit	3	\$262,000
	29	COBAR	NSW	2835	House	3	\$262,500
	30	MACKAY	QLD	4740	Unit	Studio & 1	\$264,500
	31	KINGAROY	QLD	4610	Unit	2	\$265,000
	32	PORT AUGUSTA	SA	5700	House	3	\$265,000
	33	PORT DOUGLAS	QLD	4877	Unit	Studio & 1	\$265,000
	34	KATHERINE	NT	0850	Unit	2	\$265,000
	35	DYSART	QLD	4745	House	4	\$268,000
	36	WHYALLA NORRIE	SA	5608	House	3	\$269,000
	37	WEST GLADSTONE	QLD	4680	Unit	2	\$270,000
	38	CAIRNS NORTH	QLD	4870	Unit	Studio & 1	\$270,000
	39	MILDURA	VIC	3500	Unit	2	\$270,000
	40	MOUNT ISA	QLD	4825	House	3	\$272,500
	41	MOUNT GAMBIER	SA	5290	Unit	2	\$272,500
	42	MILDURA	VIC	3500	House	2	\$275,000
	43	PIMLICO	QLD	4812	Unit	2	\$275,000
	44	ARARAT	VIC	3377	Unit	2	\$275,000
	45	EAST MACKAY	QLD	4740	Unit	2	\$275,000
	46	DANDENONG	VIC	3175	Unit	Studio & 1	\$275,000
	47	CONDOBOLIN	NSW	2877	House	3	\$275,000
	48	HERMIT PARK	QLD	4812	Unit	2	\$275,000
	49	WEST FOOTSCRAY	VIC	3012	Unit	Studio & 1	\$275,000
	50	EMERALD	QLD	4720	Unit	3	\$279,000



FIND INVESTMENTS IN THESE SUBURBS NOW
 Save time, minimise risk & maximise profits

JOIN PRO PLUS
 from \$149/m

Additional Resources



- [Invest better with a Real Estate Investar Pro Membership](#)
- [Get a Free 30-Minute Personalised Demo with Your Chosen Suburbs and Investment Strategy](#)
- [Improve Your Investing Knowledge with Our Blog Articles](#)

We hope you find this information helpful!