

Suburb Performance Reports



Benefit From Unique Property
And Suburb Data Trends

... brings you powerful, easy-to-use software to help you find, analyse, research and track investment property more successfully.

REAL ESTATE INVESTAR'S ALL-IN-ONE PROPERTY INVESTMENT SOLUTION

[Pro Membership](#)

Investar Search

Instantly find investment property that matches your strategy and buying rules.



Development Search

Access exclusive, off-the-plan opportunities ahead of the rest of the market.



My Valuer

Accurately estimate the value of any residential property and view on the market and sales history for better negotiation.



My Research

Research the investment performance trends of every suburb with the latest data at your fingertips.



Property Analyser

Analyse your property investments; create 10-year cash flow and capital growth forecasts to be 100% confident in each decision you make.



Property Analyser

Track your property portfolio data and get access to market values, capital growth, income, expenses and cash flow in real time.



Xero

Integrate your property portfolio with Xero and get real-time pulse on your cash flow and investments.

ABOUT THIS REPORT

This report was produced using live on the market sales and rental listing data.

We have maximised accuracy by only publishing those results with high enough data sample sizes.

This data is calculated at a dwelling type and bedroom level.

Cheapest rents illustrate entry-level suburbs for tenants and areas that may rise faster in future if increased demand occurs.

You should always conduct additional due diligence on any property and the suburb it is located in to ensure it meets your investment criteria.


























Indicator	Legend
	No Change in Rank from previous month
	Rank has moved up in list from previous month
	Rank has moved down in list from previous month
	Rank has moved up sufficiently to be included in this top x list from previous month
	This item had no rank last month: e.g. - there were insufficient listings last month to record a valid statistic - the list item is new



FIND INVESTMENTS IN THESE SUBURBS NOW
Save time, minimise risk & maximise profits

JOIN PRO PLUS
from \$149/m

Top 50 Cheapest Rents Australia

























National Report						
Rank	Suburb	State	Post Code	Dwelling Type	Bed-rooms	Median Rent
	1 WHYALLA STUART	SA	5608	House	3	\$260
	2 WHYALLA STUART	SA	5608	Townhouse	3	\$260
	3 WHYALLA NORRIE	SA	5608	Townhouse	3	\$270
	4 WHYALLA	SA	5600	Unit	2	\$270
	5 WHYALLA NORRIE	SA	5608	House	3	\$280
	6 MOE	VIC	3825	Unit	2	\$290
	7 MOUNT GAMBIER	SA	5290	Unit	2	\$290
	8 MILLICENT	SA	5280	House	3	\$300
	9 BLACKALL	QLD	4472	House	3	\$300
	10 ZEEHAN	TAS	7469	House	3	\$300
	11 MORWELL	VIC	3840	Unit	2	\$305
	12 NHILL	VIC	3418	House	3	\$310
	13 QUEENSTOWN	TAS	7467	House	3	\$310
	14 SOUTH GLADSTONE	QLD	4680	Unit	2	\$320
	15 MOUNT ISA	QLD	4825	Unit	2	\$320
	16 MARYBOROUGH	VIC	3465	Unit	2	\$320
	17 ALBION	VIC	3020	Unit	Studio & 1	\$320
	18 HIGHTON	VIC	3216	Unit	Studio & 1	\$320
	19 HORSHAM	VIC	3400	Unit	2	\$320
	20 WEST GLADSTONE	QLD	4680	Unit	2	\$320
	21 HORSHAM	VIC	3400	House	2	\$330
	22 HAMILTON	VIC	3300	House	2	\$330
	23 GERALDTON	WA	6530	Unit	2	\$330
	24 COWRA	NSW	2794	House	2	\$330
	25 ARMIDALE	NSW	2350	Unit	2	\$330



FIND INVESTMENTS IN THESE SUBURBS NOW
 Save time, minimise risk & maximise profits

JOIN PRO PLUS
 from \$149/m

Top 50 Cheapest Rents Australia

National Report							
Rank		Suburb	State	Post Code	Dwelling Type	Bed-rooms	Median Rent
	26	LAVINGTON	NSW	2641	Unit	2	\$330
	27	NOBLE PARK	VIC	3174	Unit	Studio & 1	\$330
	28	PORT AUGUSTA	SA	5700	House	2	\$330
	29	PORTLAND	VIC	3305	Unit	2	\$335
	30	ARARAT	VIC	3377	House	2	\$335
	31	BURWOOD	VIC	3125	Unit	Studio & 1	\$335
	32	HERNE HILL	VIC	3218	Unit	Studio & 1	\$335
	33	INVERELL	NSW	2360	House	2	\$340
	34	GEELONG WEST	VIC	3218	Unit	Studio & 1	\$340
	35	GOULBURN	NSW	2580	Unit	2	\$340
	36	CONDOBOLIN	NSW	2877	House	3	\$340
	37	COBAR	NSW	2835	House	3	\$340
	38	PORT AUGUSTA	SA	5700	House	3	\$340
	39	ROXBY DOWNS	SA	5725	House	3	\$340
	40	SEBASTOPOL	VIC	3356	Unit	2	\$340
	41	MORWELL	VIC	3840	House	2	\$340
	42	MOE	VIC	3825	House	2	\$340
	43	WAIKERIE	SA	5330	House	3	\$340
	44	WENDOUREE	VIC	3355	Unit	2	\$340
	45	YOUNG	NSW	2594	House	2	\$340
	46	WENDOUREE	VIC	3355	House	2	\$345
	47	WEST FOOTSCRAY	VIC	3012	Unit	Studio & 1	\$350
	48	WANGARATTA	VIC	3677	Unit	2	\$350
	49	WYNYARD	TAS	7325	Unit	2	\$350
	50	LAKES ENTRANCE	VIC	3909	Unit	2	\$350



FIND INVESTMENTS IN THESE SUBURBS NOW
 Save time, minimise risk & maximise profits

JOIN PRO PLUS
 from \$149/m

Additional Resources



- [Invest better with a Real Estate Investar Pro Membership](#)
- [Get a Free 30-Minute Personalised Demo with Your Chosen Suburbs and Investment Strategy](#)
- [Improve Your Investing Knowledge with Our Blog Articles](#)

We hope you find this information helpful!